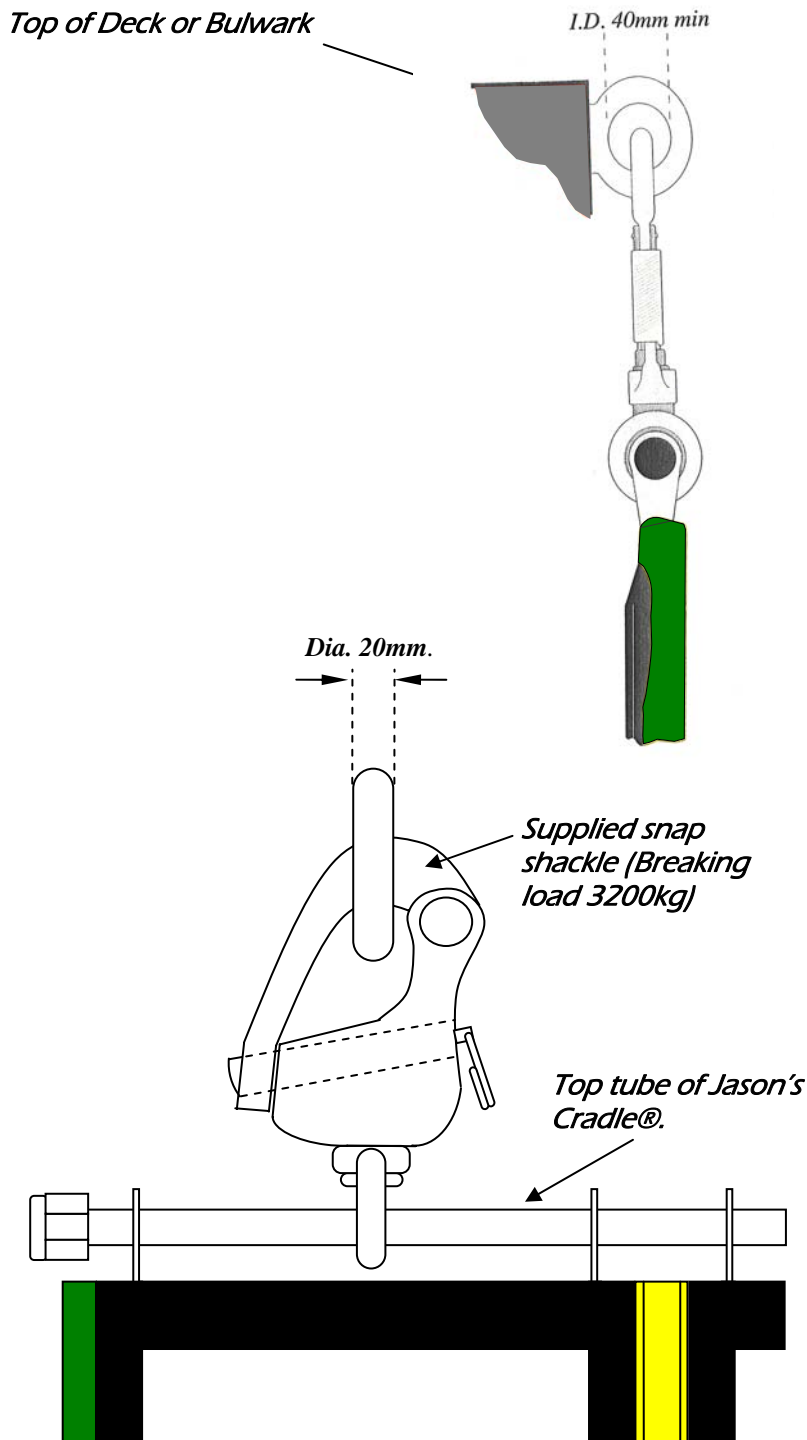


Fixing Suggestions for Jason's Cradle



Side 1



Jason's Cradle® General Fixing Points

The preferred fixing point for Jason's Cradle® is outboard of the vessel so that the cradle is able to hang down freely.

The Jason's Cradle® can then be used as a dual purpose Man Overboard Recovery System and Scramble Net / Ladder without exerting unnecessary forces on fixing points and clips.

It is paramount that the Eye Bolts or Eye pads are fixed secure and rigid so that no twisting can occur.

If you require further information regarding fixing positions for your Jason's Cradle®, then please do not hesitate to contact our Technical Department.

Email:
technicalsupport@jasonscradle.co.uk

Jason's Cradle® MOB systems

+44 (0)1202 874365

www.jasonscradle.co.uk

Manufactured by: Land and Marine Products Ltd

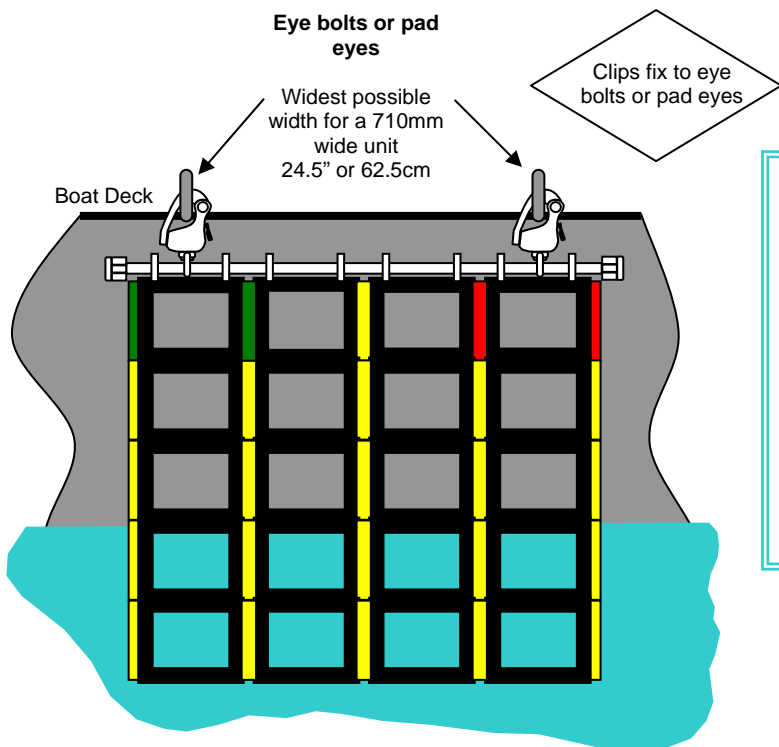
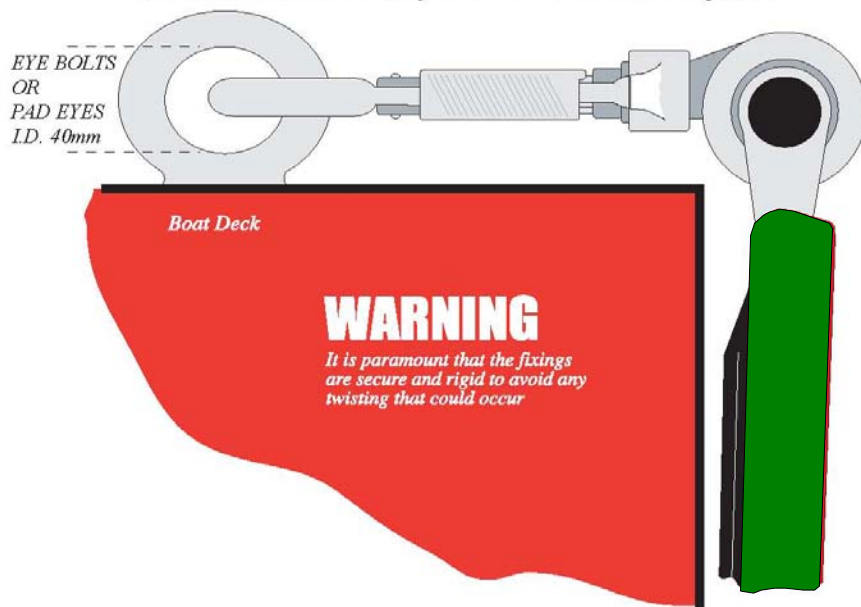
6 Aerial Park, Uddens Trading Estate, Wimborne, Dorset BH21 7NL T: +44 (0)1202 874365 F: +44 (0)1202 876296 E: info@jasonscradle.co.uk

Issue 3

Fixing Suggestions for Jason's Cradle



Please note the Cradle should be fixed as close to the deck level as possible



Suggested dimensions between fixing points as follows:

530mm wide units = 17.5" / 44.5 cm
 710mm wide units = 24.5" / 62.5cm
 880mm wide units = 31.5" / 80 cm
 1050mm wide units = 37.5" / 95.5 cm
 1240mm wide units = 44.1" / 112 cm

Jason's Cradle® MOB systems

+44 (0)1202 874365

www.jasonscradle.co.uk

Manufactured by: Land and Marine Products Ltd

6 Aerial Park, Uddens Trading Estate, Wimborne, Dorset BH21 7NL T: +44 (0)1202 874365 F: +44 (0)1202 876296 E: info@jasonscradle.co.uk