

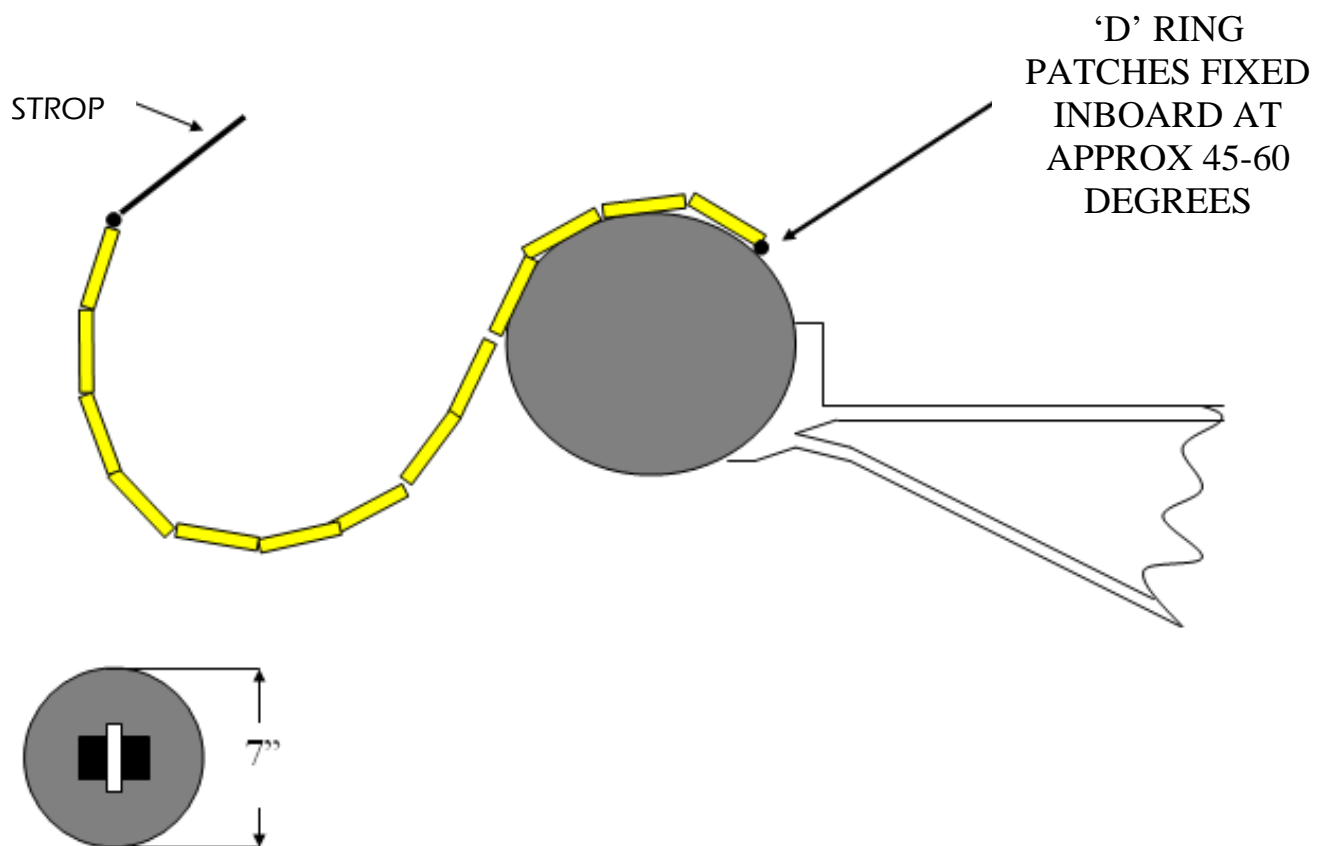
Recommended Installation - RIB



Side 1

The Marlin and Stingray cradles can be fixed easily to a RIB by utilising a pair of 'D' Ring patches (Sold Separately) glued to the sponson/collar of the RIB (See overleaf).

Alternatively the cradle can be secured using already existing fixing points on the boat. However, if fixing at deck level to then deploy over the sponson/collar, then care must be taken that there is sufficient length of the cradle over the side. This will depend on the diameter of the sponson and the freeboard at the rescue zone.



If you require further help or information on fixing points then please contact technicalsupport@jasonscradle.co.uk

Jason's Cradle® MOB systems

+44 (0)1202 874365

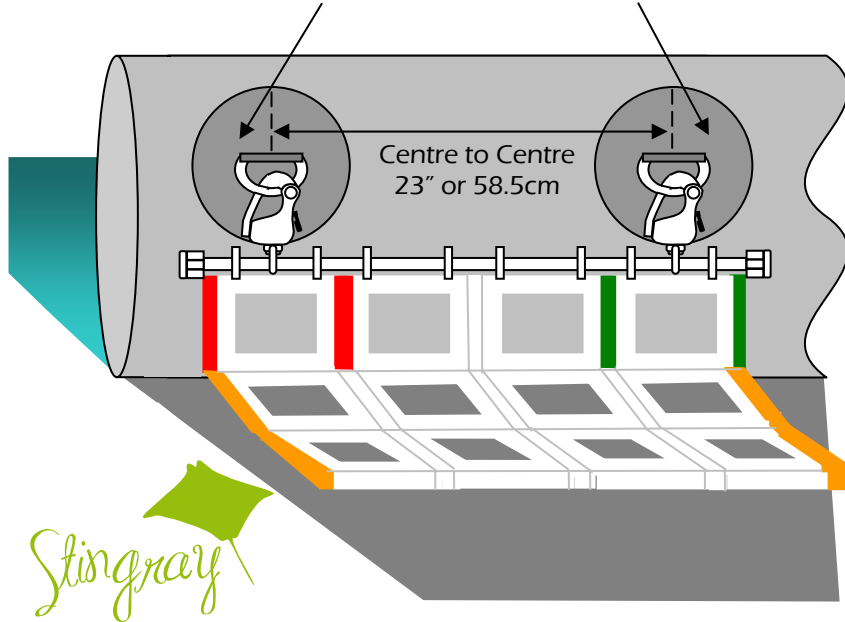
www.jasonscradle.co.uk

Manufactured by: Land and Marine Products Ltd

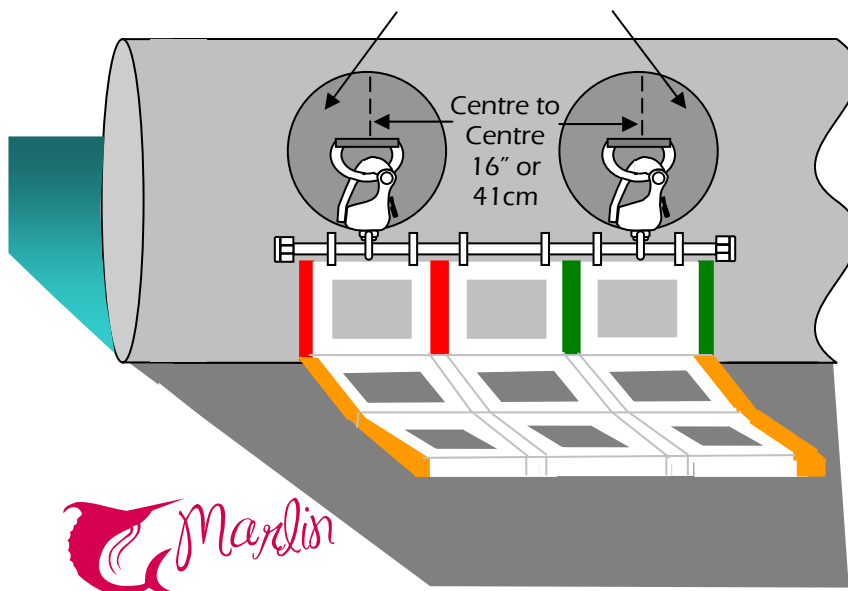
6 Aerial Park, Uddens Trading Estate, Wimborne, Dorset BH21 7NL T: +44 (0)1202 874365 F: +44 (0)1202 876296 E: info@jasonscradle.co.uk

Issue 1

'D' Ring Patches glued with Bostik 2402 for HYPALON



'D' Ring Patches glued with Bostik 2402 for HYPALON



Jason's Cradle® MOB systems

+44 (0)1202 874365

www.jasonscradle.co.uk

Manufactured by: Land and Marine Products Ltd

6 Aerial Park, Uddens Trading Estate, Wimborne, Dorset BH21 7NL T: +44 (0)1202 874365 F: +44 (0)1202 876296 E: info@jasonscradle.co.uk

Issue 1